

Scaled data based on original data using
LM-79-08 Approved Method: Electrical and Photometric Measurements of Solid-
State Lighting Products

Test Report Prepared for
Cooper Lighting Solutions
(formerly Eaton)

Brand: McGRAW-EDISON

Report Number: P650752

Luminaire Tested: **GALN-SA2C-840-U-T1**

Issue Date: 1/4/2021

Test Information

Test Method: LM-79-08
Report Number: P650752
TEST IS SCALED FROM IESNA LM-79-08 TEST DATA (G3-2011-042-5)
Test Lab: INNOVATION CENTER
Issue Date: 1/4/2021
Manufacturer: COOPER LIGHTING SOLUTIONS (FORMERLY EATON)
Product Line: McGRAW-EDISON
Catalog Number: GALN-SA2C-840-U-T1
Description: GALLEON AREA AND ROADWAY LUMINAIRE
(2) 80 CRI, 4000K, 1050mA LIGHTSQUARES WITH 16 LEDS EACH AND TYPE I OPTICS
Light Source: -
Ballast/Driver: ELECTRONIC DRIVER

Summary

Lumens per Lamp: N/A
Luminaire Lumens: 11869.1 lumens
Efficiency: N/A
Efficacy: 109.9 lumens/watt
Luminous Opening: Rectangular (W 0.5' x L: 1' x H: 0')
IES Classification: Type I - Short
BUG Rating: B3 - U0 - G3

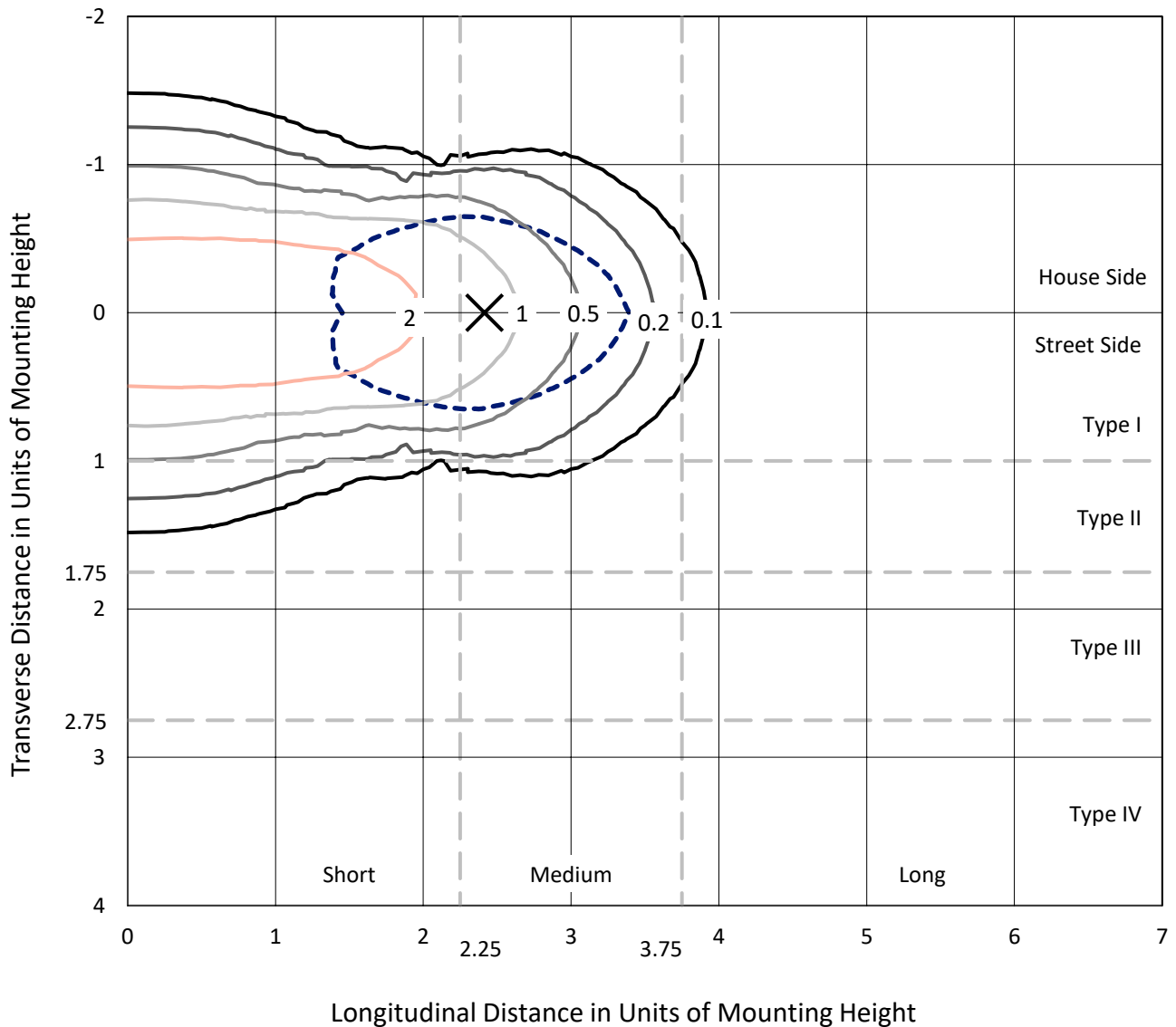
Input Watts (W): 108
Input Voltage (V): NR
Input Current (Ain): NR
Voltage Rise (V): NR
Power Factor: NR
Total Harmonic Distortion (THDi): NR
Frequency (hertz): 60
Stabilization Time: NR
Operation Time: NR
Ambient Temperature (°C): NR
Test Distance: 24 FT



REPORT NUMBER: P650752
 CATALOG NUMBER: GALN-SA2C-840-U-T1

Iso-Footcandle Lines of Horizontal Illumination

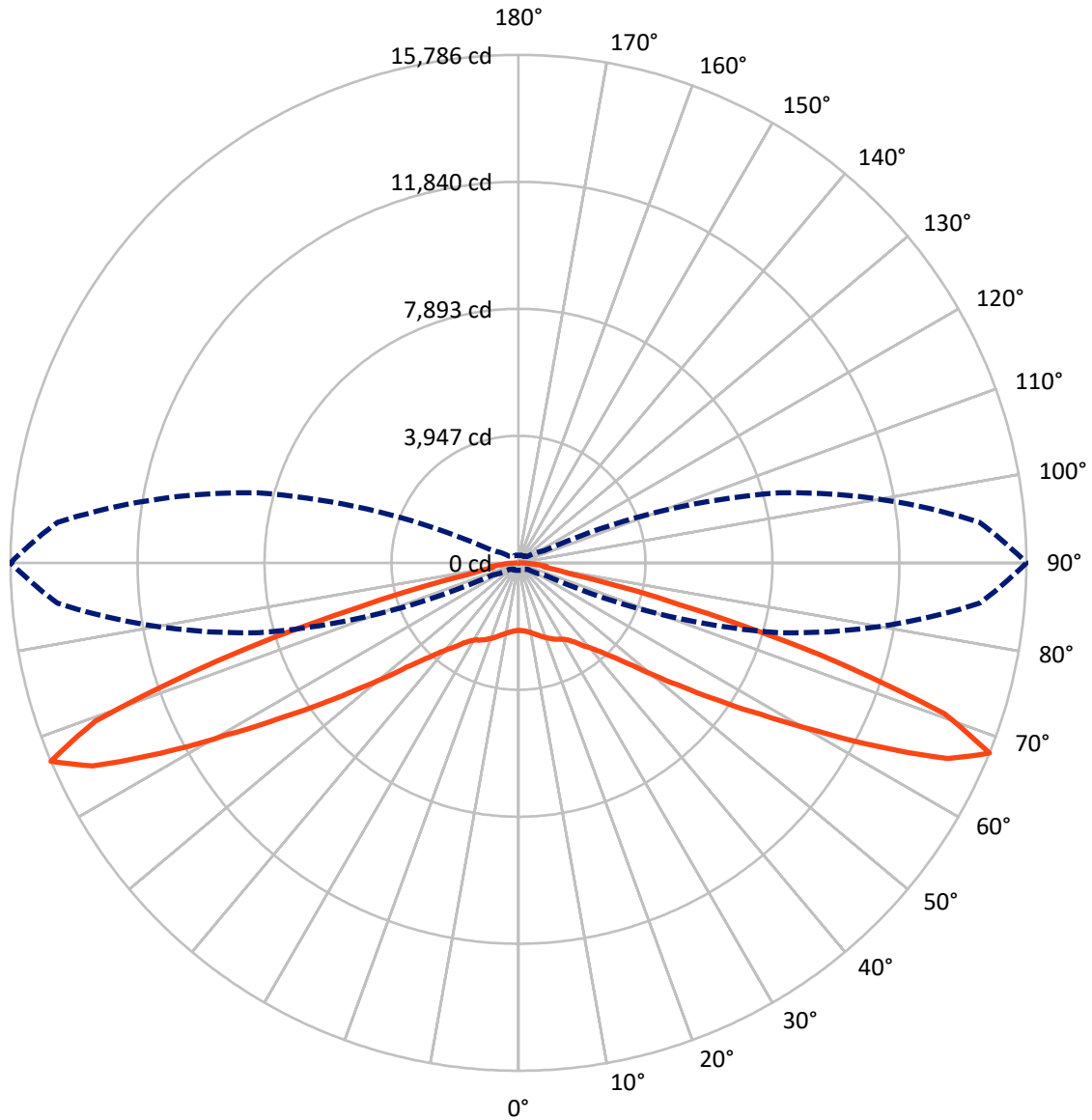
✕ Max cd
 - - - 1/2 Max cd



Based on 25 foot mounting height. Maximum calculated value = 3.5 fc
 Type I - Short - N/A

REPORT NUMBER: P650752
CATALOG NUMBER: GALN-SA2C-840-U-T1

Luminous Intensity Polar Plot



— Vertical Plane Through 90-Deg Lateral - - - Horizontal Cone Through 67.5-Deg Vertical

REPORT NUMBER: P650752
 CATALOG NUMBER: GALN-SA2C-840-U-T1

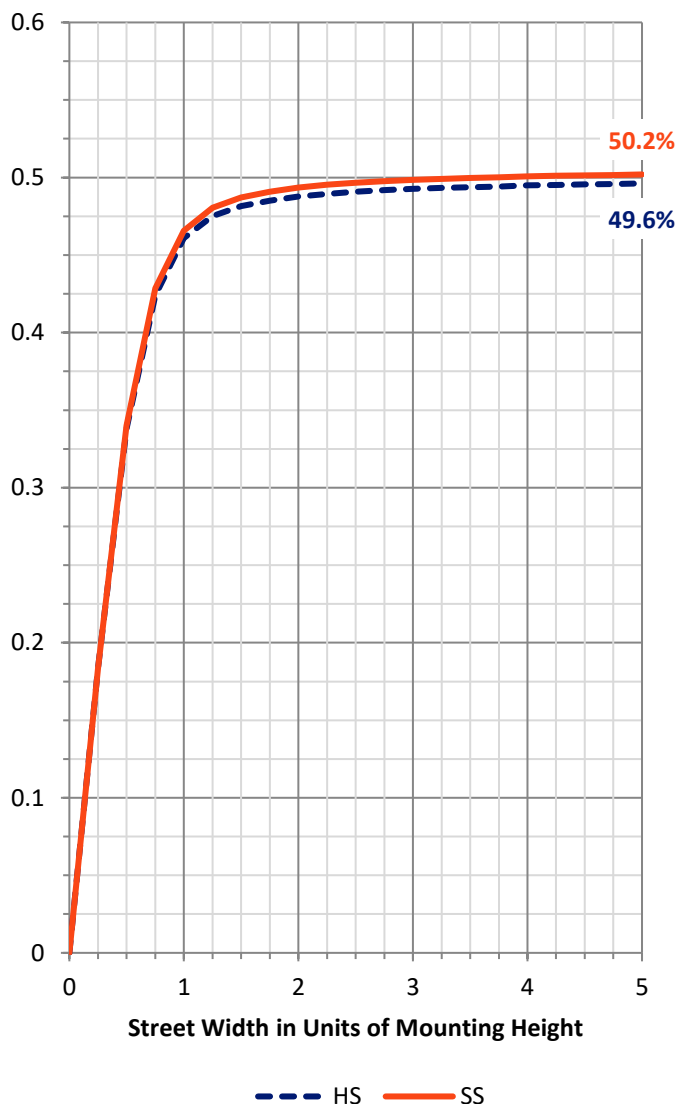
FLUX DISTRIBUTION:

		Downward	Upward	Total
House Side	Lumens	5934.5	0.0	5934.5
	% Fixture	50.0	0.0	50.0
Street Side	Lumens	5934.5	0.0	5934.5
	% Fixture	50.0	0.0	50.0
Total	Lumens	11869.1	0.0	11869.1
	% Fixture	100.0	0.0	100.0

ZONAL LUMENS:

Zone	Lumens	% Fixture
0°-10°	209.5	1.8
10°-20°	670.3	5.6
20°-30°	1121.8	9.5
30°-40°	1519.8	12.8
40°-50°	1925.1	16.2
50°-60°	2404.9	20.3
60°-70°	2826.8	23.8
70°-80°	1081.4	9.1
80°-90°	109.6	0.9
90°-100°	0.0	0.0
100°-110°	0.0	0.0
110°-120°	0.0	0.0
120°-130°	0.0	0.0
130°-140°	0.0	0.0
140°-150°	0.0	0.0
150°-160°	0.0	0.0
160°-170°	0.0	0.0
170°-180°	0.0	0.0
0°-90°	11869.1	100.0
0°-180°	11869.1	100.0

Coefficient of Utilization

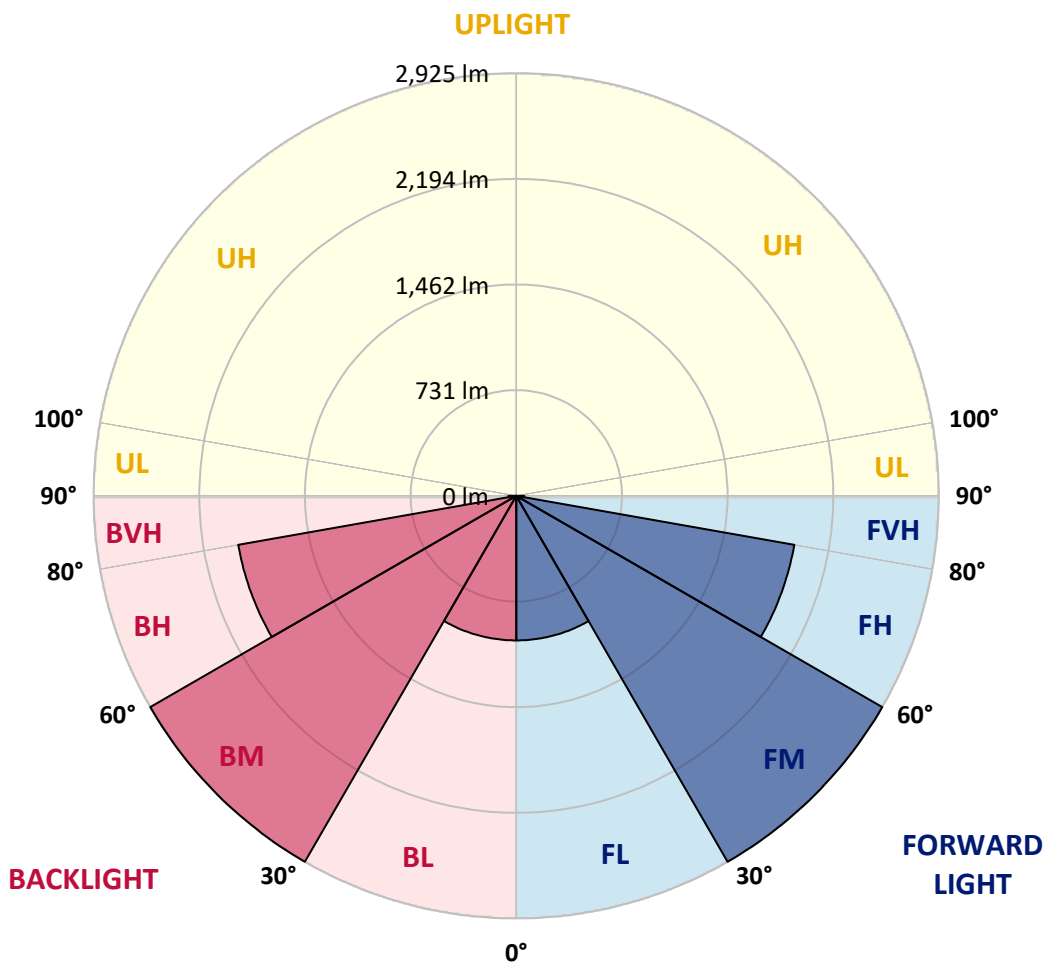


REPORT NUMBER: P650752
 CATALOG NUMBER: GALN-SA2C-840-U-T1

LUMINAIRE CLASSIFICATION SYSTEM LUMEN TABLE AND BUG RATING:

Zone	Lumens	% Fixture	Zone Rating/Lumen Limit		
			B	U	G
FL (0°-30°)	1000.8	8.4			
FM (30°-60°)	2924.9	24.6			
FH (60°-80°)	1954.1	16.5			G2/5000
FVH (80°-90°)	54.8	0.5			G1/100
BL (0°-30°)	1000.8	8.4	B3/2500		
BM (30°-60°)	2924.9	24.6	B3/5000		
BH (60°-80°)	1954.1	16.5	B3/2500		G3/2500
BVH (80°-90°)	54.8	0.5			G1/100
UL (90°-100°)	0.0	0.0		U0/0	
UH (100°-180°)	0.0	0.0		U0/0	

BUG Rating: B3-U0-G3
 Type I Short





REPORT NUMBER: P650752
 CATALOG NUMBER: GALN-SA2C-840-U-T1

CANDELA DISTRIBUTION (FULL):

	0°	5°	15°	25°	35°	45°	55°	65°	75°	85°	90°
0°	2101.2	2101.2	2101.2	2101.2	2101.2	2101.2	2101.2	2101.2	2101.2	2101.2	2101.2
2.5°	2128.2	2126.8	2127.5	2126.8	2128.8	2127.5	2119.6	2113.0	2107.8	2108.4	2106.5
5°	2173.5	2174.2	2174.8	2171.5	2176.1	2173.5	2161.0	2150.5	2139.9	2136.1	2134.7
7.5°	2211.0	2214.3	2216.2	2219.5	2227.4	2227.4	2220.8	2205.7	2182.6	2169.5	2168.9
10°	2248.4	2251.0	2257.0	2267.5	2280.6	2293.1	2290.5	2270.1	2240.5	2218.1	2212.9
12.5°	2261.5	2264.8	2284.6	2314.8	2344.4	2368.7	2368.7	2352.3	2314.1	2280.0	2270.1
15°	2215.5	2221.5	2257.0	2321.3	2399.0	2452.2	2464.0	2441.0	2400.2	2347.7	2335.8
17.5°	2124.2	2138.7	2190.6	2285.8	2414.7	2525.1	2559.2	2548.1	2495.5	2428.5	2414.7
20°	2026.2	2042.0	2097.3	2223.4	2401.6	2567.8	2667.1	2669.7	2604.7	2507.4	2487.0
22.5°	1918.5	1930.3	2001.3	2149.2	2362.1	2577.7	2759.7	2805.1	2717.0	2586.2	2557.3
25°	1797.6	1810.7	1884.9	2044.6	2287.9	2566.5	2844.5	2944.4	2834.7	2670.3	2633.6
27.5°	1681.8	1687.1	1766.7	1929.0	2189.9	2537.6	2907.0	3072.6	2964.8	2740.1	2693.4
30°	1570.8	1583.3	1653.6	1814.0	2077.5	2481.0	2960.8	3218.5	3104.8	2813.0	2753.2
32.5°	1453.2	1468.3	1544.5	1706.8	1965.2	2396.3	2993.7	3378.2	3300.0	2931.3	2867.6
35°	1340.1	1350.0	1426.8	1584.6	1855.4	2297.7	2999.6	3558.3	3551.7	3110.7	3025.9
37.5°	1224.4	1238.9	1316.4	1467.6	1739.0	2193.2	2970.1	3749.5	3855.4	3359.8	3268.5
40°	1113.4	1125.8	1202.1	1354.6	1607.0	2065.7	2899.8	3924.4	4209.6	3616.1	3486.6
42.5°	992.5	995.7	1079.2	1234.3	1477.5	1917.8	2798.5	4080.1	4604.6	3959.8	3798.8
45°	855.0	863.6	941.2	1093.6	1328.9	1752.2	2661.2	4209.0	5105.5	4436.4	4216.9
47.5°	717.7	724.9	795.9	946.5	1166.6	1562.2	2449.5	4322.0	5619.4	5041.7	4753.8
50°	583.7	587.6	645.4	778.9	983.9	1362.4	2187.3	4358.1	6200.4	5898.7	5531.3
52.5°	461.4	467.3	511.3	615.9	788.7	1126.5	1904.0	4268.7	6878.6	6914.8	6396.9
55°	374.0	375.9	408.8	485.7	616.5	879.3	1562.2	4019.6	7608.2	8216.8	7556.3
57.5°	322.0	323.4	341.8	384.5	474.5	663.1	1212.0	3548.4	8263.4	9742.2	8893.1
60°	292.5	293.1	303.7	328.6	375.9	508.7	868.2	2883.3	8910.1	11439.9	10554.6
62.5°	274.1	274.1	281.3	295.1	318.1	390.4	629.0	2080.1	9353.2	13162.5	12602.6
65°	256.3	256.3	261.6	271.5	283.9	319.4	464.7	1356.5	9342.0	14417.2	14662.3
67.5°	236.0	236.0	239.9	249.8	257.0	274.8	358.9	888.6	8391.6	14389.6	15786.2
70°	211.6	211.6	216.9	225.5	231.4	242.5	283.2	608.0	6164.9	12286.4	14039.2
72.5°	187.3	188.0	191.2	199.8	204.4	211.0	235.3	425.9	3781.7	8366.0	9816.5
75°	160.4	161.6	165.0	173.5	177.5	180.1	198.5	303.7	1913.2	4510.6	5135.7
77.5°	129.5	132.1	134.1	143.3	145.9	149.9	163.7	219.5	840.0	1620.8	1635.2
80°	94.6	97.9	103.9	112.4	114.4	117.0	124.9	155.8	380.6	740.1	803.8
82.5°	69.6	74.3	67.0	78.2	78.2	74.9	88.1	104.5	174.8	732.8	876.7
85°	38.1	38.8	34.8	40.1	42.7	42.0	46.7	51.3	84.8	489.0	504.1
87.5°	9.2	9.8	10.5	12.4	15.1	15.1	16.4	14.5	27.6	158.4	90.7
90°	0.0	0.0	0.0	0.0	0.0	0.0	0.0	0.0	0.0	0.0	0.0

(END OF REPORT)